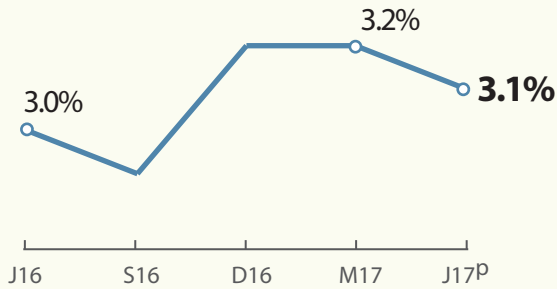


LABOUR MARKET

Second Quarter 2017

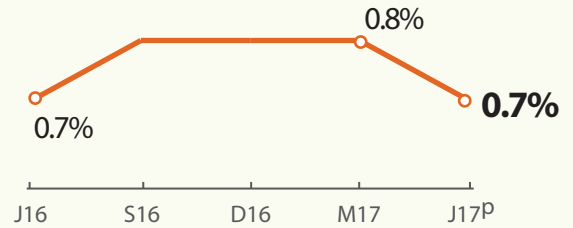
Resident unemployment and long-term unemployment rate declined in June 2017

Unemployment rate

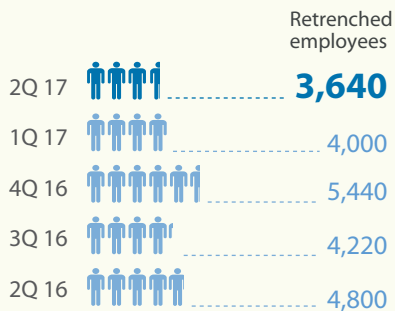


Seasonally adjusted

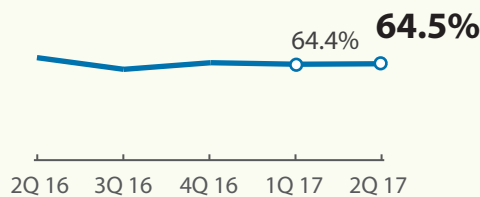
Long-term unemployment rate



Fewer retrenchments

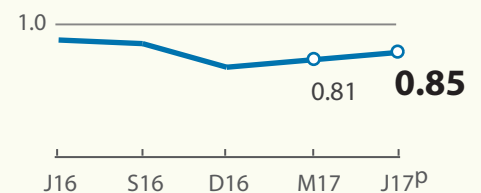


Rate of re-entry into employment held steady



Re-entry rates for residents retrenched 6 months ago.

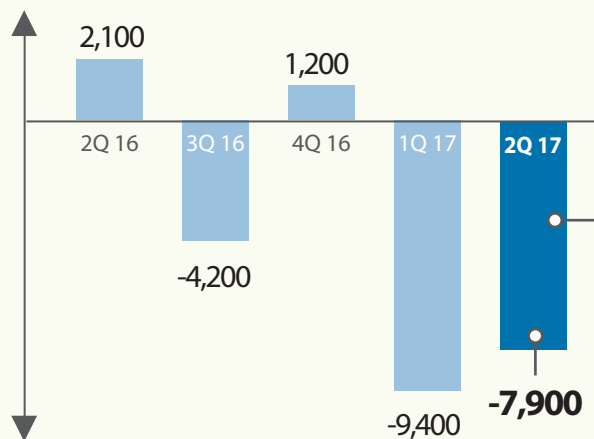
Job vacancies to unemployed ratio improved for the second consecutive quarter



Ratio of job vacancies to unemployed persons is computed based on the estimates of total job vacancies for the whole economy and total unemployed persons.

Employment contracted mainly due to a decrease in Work Permit Holders in construction and manufacturing

Employment change



Affecting mostly Work Permit Holders

Data do not add up to total as they exclude agriculture, fishing, quarrying, utilities and sewerage & waste management.

Data exclude foreign domestic workers