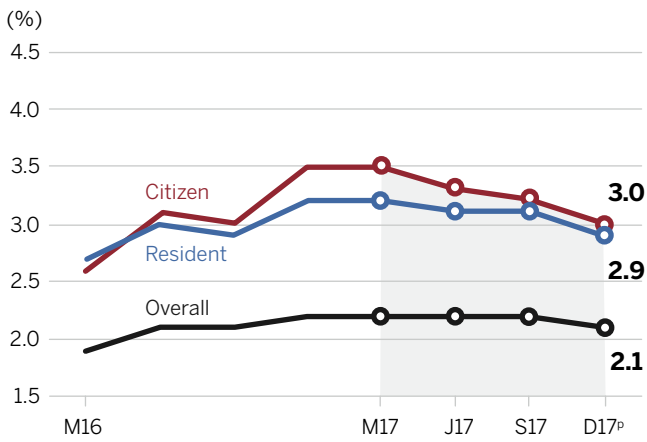


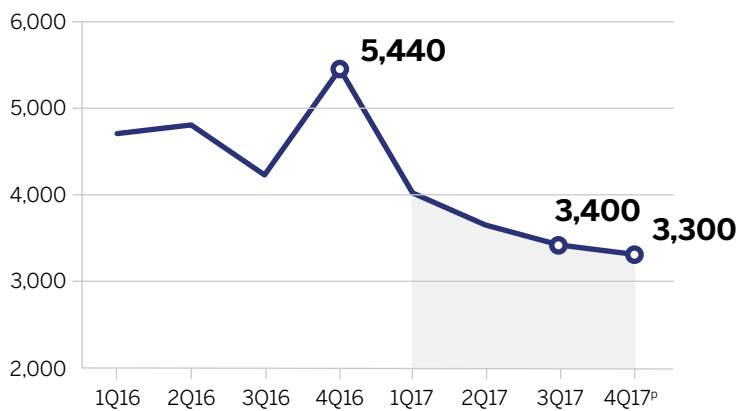
## Unemployment rates improved since June 2017



Unemployment Rate  
Annual Average (%)

	2016	2017 <sup>P</sup>
Overall	2.1	2.2 ↑
Resident	3.0	3.1 ↑
Citizen	3.1	3.3 ↑

## Lower retrenchments in 2017



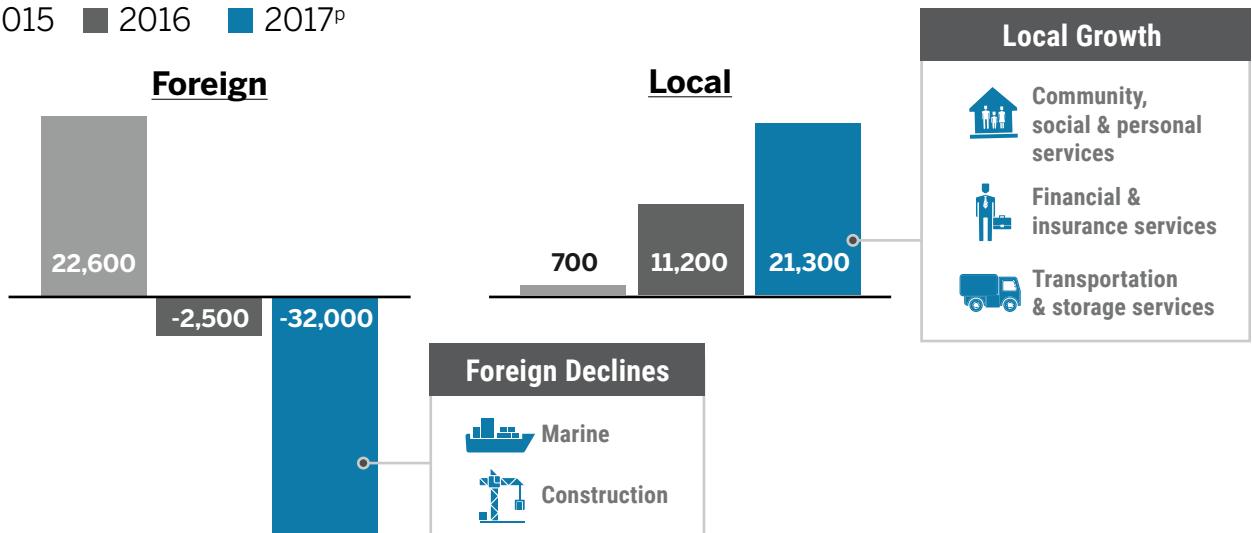
Annual Retrenchments

2016	2017 <sup>P</sup>
19,170	14,340 ↓

## Total employment contracted in 2017


due to a contraction in foreign employment, while local employment growth nearly doubled that in 2016

■ 2015 ■ 2016 ■ 2017<sup>P</sup>



Data exclude foreign domestic workers.

## Higher income growth at the median



Median gross monthly income from work (including employer CPF contributions) of full-time employed Singaporeans.

<sup>P</sup>:preliminary

Report available at <http://stats.mom.gov.sg>

Ministry of Manpower © 2018 Government of Singapore