



# LABOUR MARKET

## REPORT 3Q 2022



### TOTAL EMPLOYMENT



#### Largest increases in...

**Residents**  
+ 4,800



Financial Services



Professional Services



Information & Communications



Accommodation

**Non-Residents**  
+ 71,100

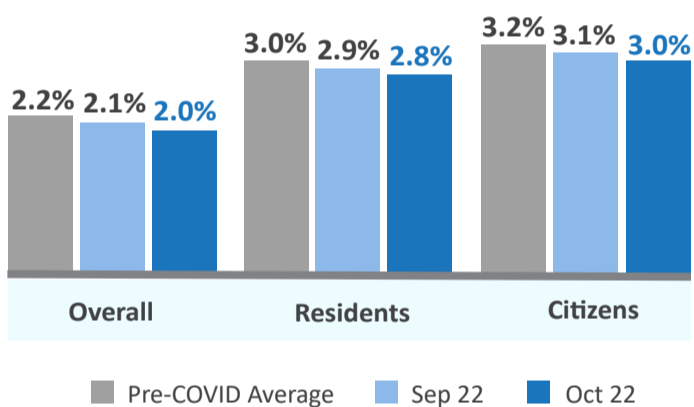


Manufacturing

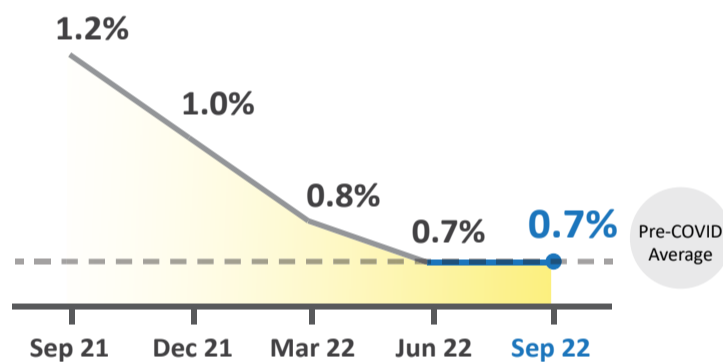


Construction

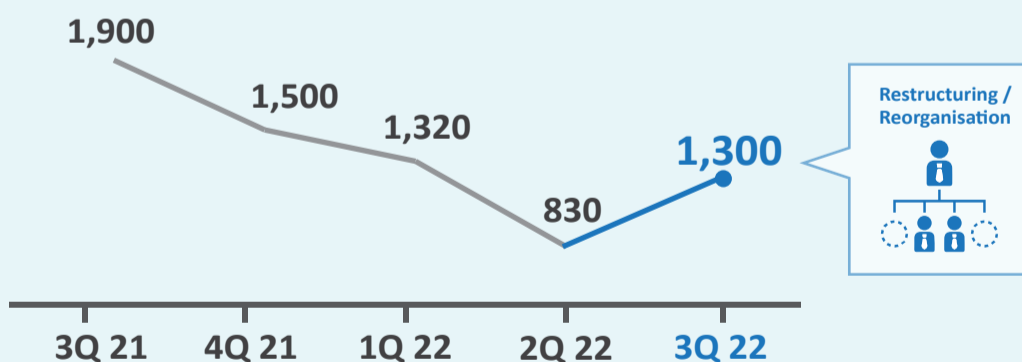
### UNEMPLOYMENT RATES



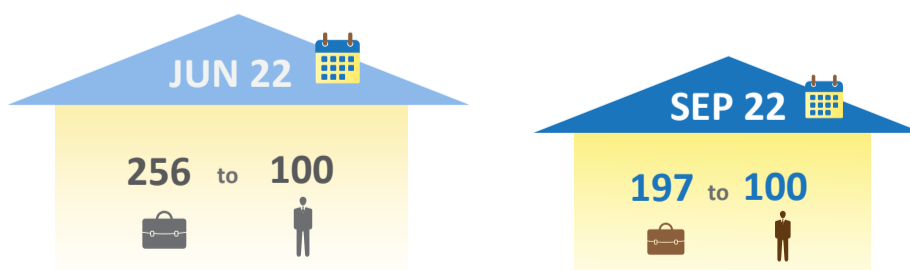
### RESIDENT LONG-TERM UNEMPLOYMENT RATES



### RETRENCHMENTS



### RATIO OF JOB VACANCIES TO UNEMPLOYED PERSONS



To know more about these indicators please visit [stats.mom.gov.sg](https://stats.mom.gov.sg)

Source: Labour Market Report Third Quarter 2022

Notes:

(1) Employment data excludes migrant domestic workers

(2) Data for unemployment and long-term unemployment rates are seasonally adjusted



MINISTRY OF  
MANPOWER

Manpower Research  
and Statistics Department