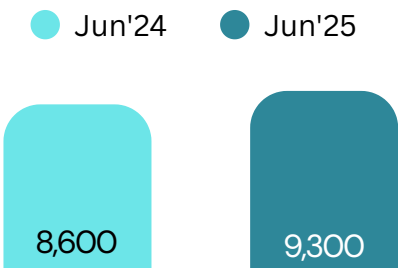


# Labour market outcomes of fresh university graduates ➔ ➔

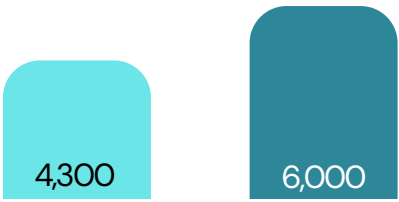
Outcomes of the 2025 cohort remained positive, and have improved from the 2024 cohort in June 2024.

## Employed

9,300 graduates from the 2025 cohort were employed in June 2025, an increase of 700 from the 2024 cohort in the same period last year (8,600).



Jun'24 Jun'25



Jun'24 Jun'25



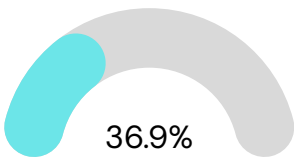
## Unemployed

At the same time, there was an increase of 1,700 graduates looking for work in June 2025 compared to June 2024.

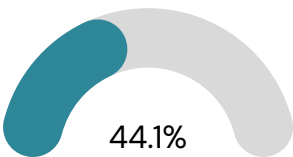
## Outside the labour force

As a result, 2,400 more graduates from the 2025 cohort entered the labour force immediately to seek work, instead of pursuing further studies or taking a break.

Jun'24



Jun'25



## Permanent employment

The proportion of graduates in permanent employment has also increased in June 2025, compared to a year ago.

### Employment rate

Jun'25: 51.9%

Jul'25: 55.6%

### Unemployment rate

Jun'25: 39.0%

Jul'25: 34.8%

## 2025 cohort's outcomes in July 2025

In July 2025, outcomes of the 2025 cohort continued to improve, with their employment rate increasing to 55.6%, from 51.9% in June 2025. Consequently, their unemployment rate declined from 39.0% to 34.8% as well.

These outcomes will improve further with time as the graduates continue their job search.