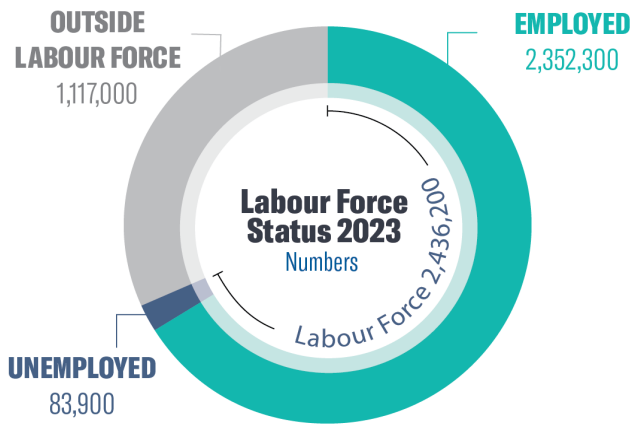


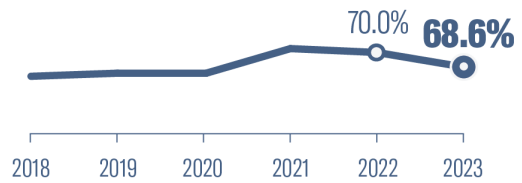
# KEY INDICATORS

## LABOUR FORCE



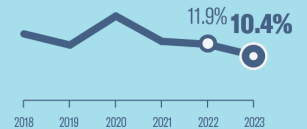
### LABOUR FORCE PARTICIPATION RATE

FELL SLIGHTLY



**0.4%** (2023)

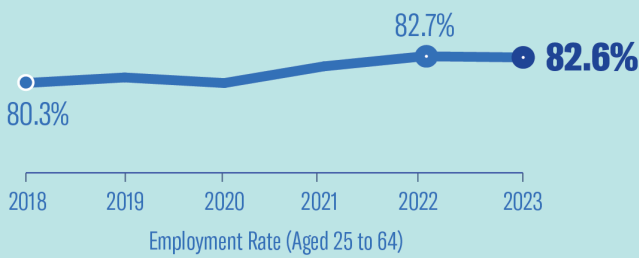
**INCIDENCE OF DISCOURAGED WORKERS** REMAINED LOW



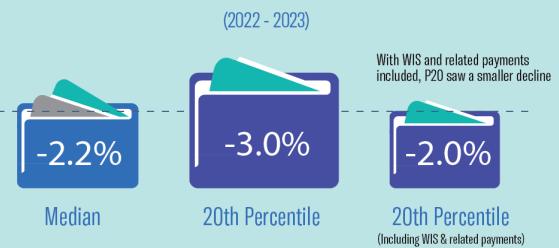
**THE SHARE OF POTENTIAL ENTRANTS** CONTINUED ITS DOWNTREND

## EMPLOYMENT RATE

REMAINED HIGH AND BROADLY STABLE



### REAL INCOMES FELL AMIDST HIGH INFLATION



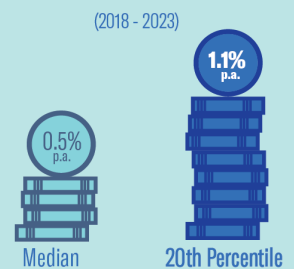
### TIME-RELATED UNDER-EMPLOYMENT RATE

FELL TO ITS LOWEST IN OVER A DECADE



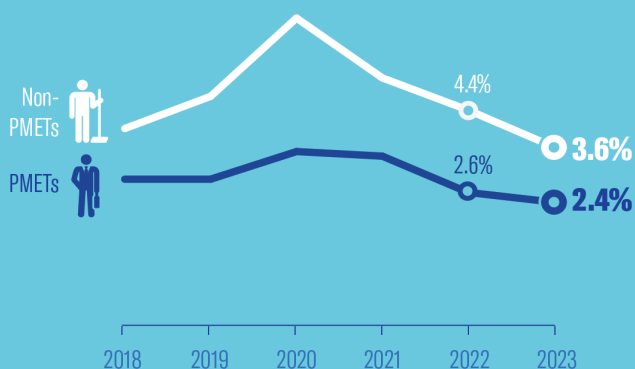
### REAL INCOME GROWTH AT 20TH PERCENTILE

OUTPACED THE MEDIAN OVER THE LONGER TERM



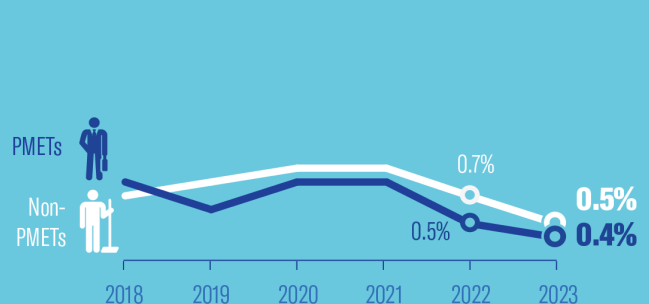
## UNEMPLOYMENT RATES

IMPROVED FOR BOTH PMETS AND NON-PMETS



## LONG-TERM UNEMPLOYMENT RATES

DECLINED AND REMAINED LOW

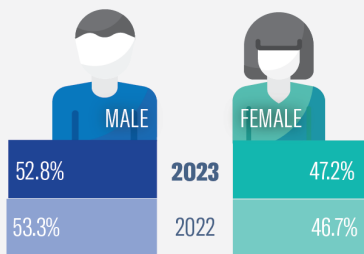


Data pertain to residents and are for June periods, unless otherwise stated.

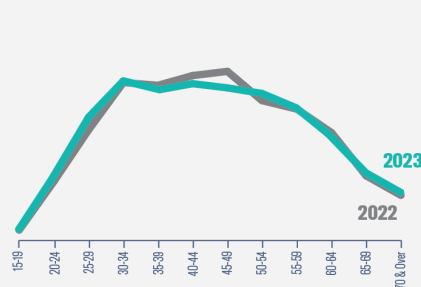
# PROFILE

## RESIDENT LABOUR FORCE

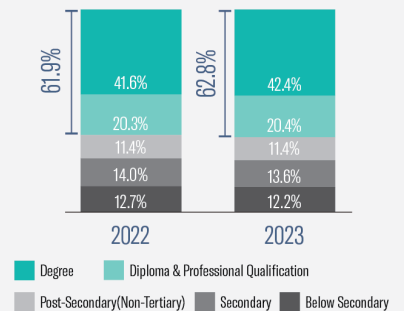
DISTRIBUTION BY SEX



DISTRIBUTION BY AGE

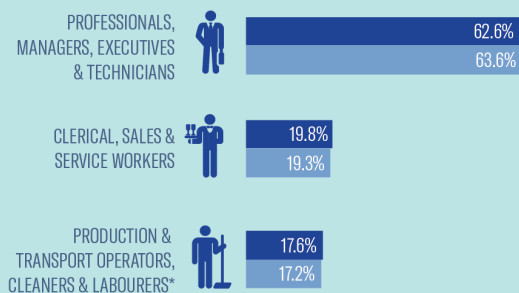


DISTRIBUTION BY HIGHEST QUALIFICATION ATTAINED



## EMPLOYED RESIDENTS

BY OCCUPATIONAL GROUP




\* Includes Agricultural & Fishery Workers and Workers Not Elsewhere Classified

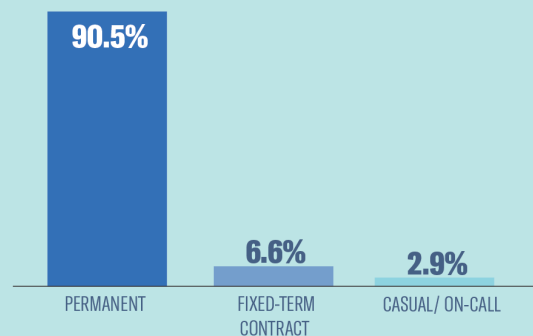
BY NATURE OF EMPLOYMENT, 2023



BY EMPLOYMENT STATUS, 2023

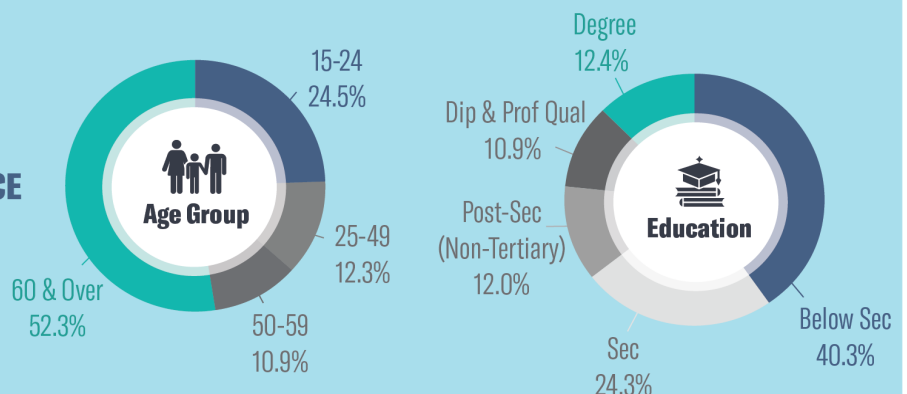


BY TYPE OF EMPLOYMENT AMONG EMPLOYEES, 2023



## RESIDENTS OUTSIDE LABOUR FORCE

BY AGE AND HIGHEST QUALIFICATION ATTAINED, 2023



Data pertain to residents and are for June periods, unless otherwise stated.