


# LABOUR MARKET

MRSD INFOGRAPHIC

## REPORT 1Q 2023

### TOTAL EMPLOYMENT

Increase had moderated compared to the previous quarter



#### Largest increases in...

**Residents**  
+ 2,800



Financial Services



Public Administrative & Education



Professional Services



Health & Social Services

**Non-Residents**  
+ 30,200



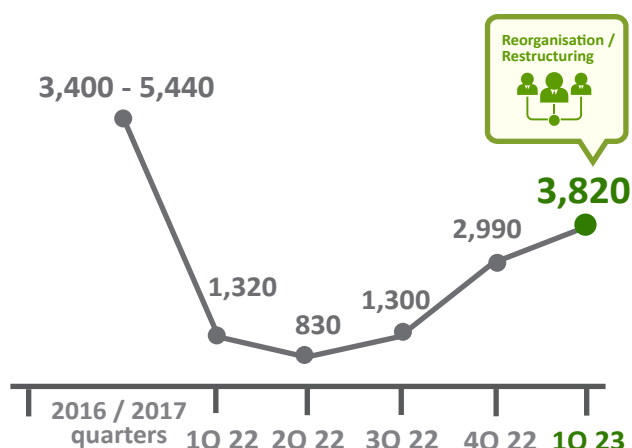
Construction



Manufacturing

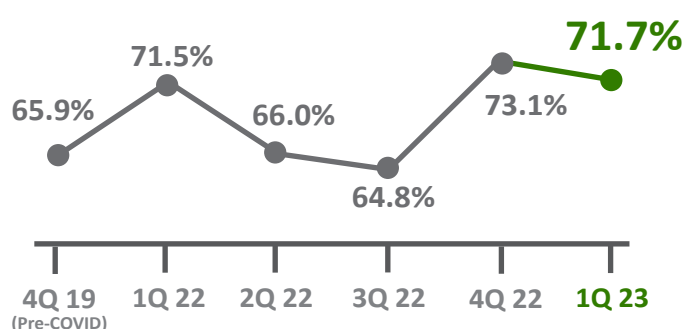
### RETRENCHMENTS

Increased and were comparable to the quarterly levels last seen in 2016/2017



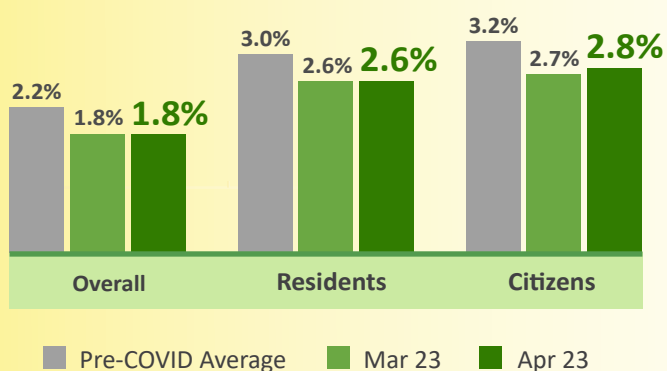
### RE-ENTRY RATES

Majority of those retrenched in 3Q22 were able to find new jobs by 1Q23



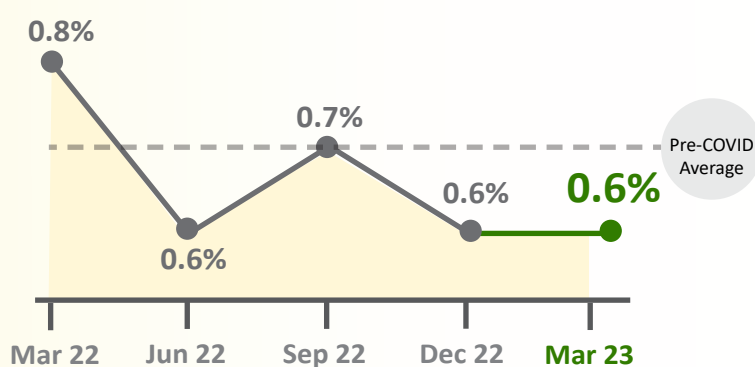
### UNEMPLOYMENT RATES

Remained low



### RESIDENT LONG-TERM UNEMPLOYMENT RATES

Stayed below the pre-COVID average



### RATIO OF JOB VACANCIES TO UNEMPLOYED PERSONS

Job vacancies remained high as non-resident employment is still catching up to its pre-COVID levels in some sectors



To know more about these indicators, please visit [stats.mom.gov.sg](https://stats.mom.gov.sg)

Source: Labour Market Report 1Q 2023

Notes:

- (1) Employment data excludes migrant domestic workers
- (2) Data for unemployment rates, long-term unemployment rates, and ratio of job vacancies to unemployed persons are seasonally adjusted



MINISTRY OF  
MANPOWER

Manpower Research  
and Statistics Department